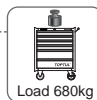


PRO-LINE SERIES

7-Drawer Mobile Tool Trolley


- ☐ 5 medium & 2 large drawers
- ☐ High-performance ABS material top work table
- ☐ Smooth ball bearing slide drawers with auto-return function
- ☐ 100% fully opening and retractable drawers
- ☐ Only one drawer is opened at a time
- ☐ Loading capacity per drawer 45 kg
- ☐ Static load capacity 680 kg
- ☐ Smart foldable key
- ☐ New style plastic drawer handle
- ☐ Electro-powder coating to resist scratches & solvent markings
- ☐ Heavy duty 5" x 2" anti-slip & shockproof TPR casters with lock (2 fixed casters & 2 swivel casters with lock)



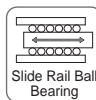
Load 680kg



ABS Material Top Mat



Foldable Key



Slide Rail Ball Bearing



5" x 2" TPR Casters



One Drawer At A Time



PRO-LINE SERIES GREEN

Trolley Part No.
TCAC0701



PRO-LINE SERIES RED

Trolley Part No.
TCAC0702



Smart foldable key



New-style plastic drawer handle



Heavy duty 5" x 2" anti-slip & shockproof TPR casters with lock

ITEM NO.	SIZE(W)x(D)x(H)mm
TCAC0701	Overall: 687x459x857
TCAC0702	Overall w/caster: 687x459x1015
	5 Drawer: 578x378x75
	2 Drawer: 578x378x155

3-Drawer Middle Tool Chest



Load 680kg



EVA Material Top Mat



Foldable Key



Slide Rail Ball Bearing



One Drawer At A Time



PRO-LINE SERIES GREEN

Chest Part No.
TBAD0301



PRO-LINE SERIES RED

Chest Part No.
TBAD0302

ITEM NO.	SIZE(W)x(D)x(H)mm
TBAD0301	Overall: 687x459x360
TBAD0302	3 Drawer: 578x378x75

PRO-LINE SERIES