

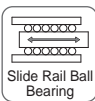



## GENERAL SERIES

### 8-Drawer Jumbo Roller Cabinet

- ☐ Loading capacity per drawer 45 kg
- ☐ Static load capacity 680 kg

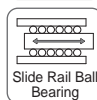
**JUMBO** 50% MORE SPACE



ITEM NO.	SIZE(W)x(D)x(H)mm
TCBA0801	Overall: 862x498x857 Overall w/caster: 862x498x995 7 Drawer: 751x438x75 1 Drawer: 751x438x155

### 13-Drawer Heavy Duty Mobile Work Station

- ☐ Loading capacity per drawer 45 kg
- ☐ Static load capacity 800 kg



ITEM NO.	SIZE(W)x(D)x(H)mm
TCBA1301	Overall: 1067x480x852 Overall w/caster: 1067x480x1011 1 Drawer: 935x398x120 5 Drawer: 569x398x75 1 Drawer: 569x398x155 5 Drawer: 308x398x75 1 Drawer: 308x398x155

### 8-Drawer Heavy Duty Tool Chest

- ☐ Loading capacity per drawer 45 kg
- ☐ Static load capacity 800 kg
- ☐ Double wall construction
- ☐ Full extension drawer load
- ☐ Heavy duty ball bearing slides
- ☐ Gas struts assisted opening lid



ITEM NO.	SIZE(W)x(D)x(H)mm
TBAA0801	Overall: 1052x471x523 4 Drawer: 569x398x75 4 Drawer: 308x398x75

## TOOL CHEST

### 6-Drawer Mobile Tool Chest

- ☐ 3 small, 2 medium & 1 large drawer suitable for a variety of storage requirements



ITEM NO.	SIZE(W)x(D)x(H)mm
TBAA0601	Overall: 660x307x378 3 Drawer: 169x272x50 2 Drawer: 569x272x50 1 Drawer: 569x272x75

### 9-Drawer Mobile Tool Chest

- ☐ 6 small, 2 medium & 1 large drawer, suitable for a variety of storage requirements
- ☐ Smooth ball bearing slide drawers with auto-return function
- ☐ Include one portable tool tray & drawer liners



ITEM NO.	SIZE(W)x(D)x(H)mm
TBAA0901	Overall: 660x307x434 6 Drawer: 169x272x50 2 Drawer: 569x272x50 1 Drawer: 569x272x75

### 3-Drawer Tool Chest



ITEM NO.	SIZE(W)x(D)x(H)mm
TBAA0303	508x232x302